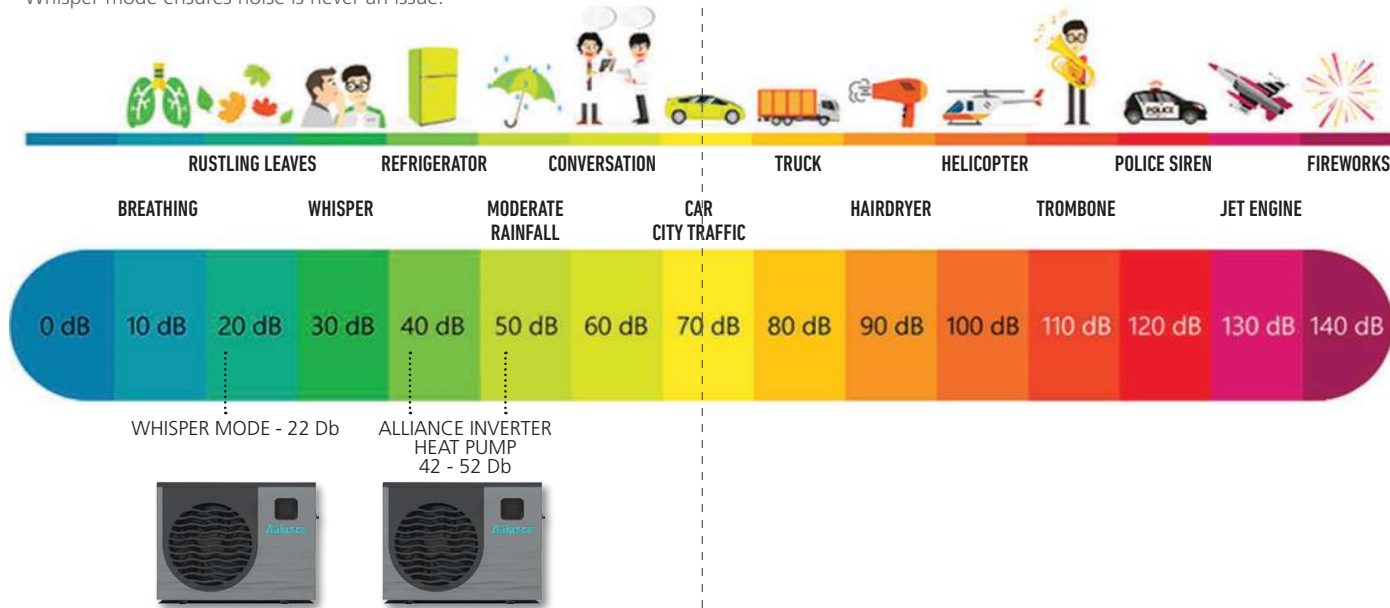


Whisper Mode

Silent fan technology and setting the heat pump to Whisper mode ensures noise is never an issue.



SPECIFICATIONS

Model		ALLPH90R410 - INV	ALLPH120R410 - INV	ALLPH160R410 - INV	ALLPH190R410 - INV
Heating Capacity	kw	2.1kW - 9.0kW	2.7kW - 12.2kW	2.8kW - 15.9kW	3.4kW - 18.9kW
Heating Power Input	kw	0.19 - 1.82	0.25 - 2.32	0.24 - 3.13	0.31 - 3.86
Running Current (Heating)	A	0.8 - 7.9	1.1 - 10	1.0 - 13.6	1.4 - 16.8
Power Supply	V/Hz	230V / 50Hz	230V / 50Hz	230V / 50Hz	230V / 50Hz
Compressor Quantity	No	1	1	1	1
Compressor		Full Inverter			
Heat Exchanger		Patented Dual Coil Titanium			
Fan Direction		Horizontal			
Noise	dB(A)	40 - 51	43 - 53	44 - 56	42 - 57
Water Connection	mm	50	50	50	50
Water Flow Volume	m ³ /h	3.2	4.1	5.2	6.3
Refrigerant		R410A	R410A	R410A	R410A
Net Dimensions (L/W/H)		1048.5 / 435 / 770	1048.5 / 435 / 770	1165 / 470 / 870	1165 / 470 / 870
Weight	kg	52	60	68	75
Maximum Set Temperature	°C	40	40	40	40

Heating: Outdoor air temp 27°C / 24°C, Inlet water temp 26°C.

**Experience
the Alliance
Difference**



Alliance Inverter Domestic Swimming Pool Heat Pumps

- **Stepless Inverter motor** with low start up voltage.
- Intuitive control of your pool or Jacuzzi heat pump with a **touch screen controller**.
- Temperature setting control, able to **monitor temperature and power consumption**.
- Active defrosting system.
- Heating, cooling and auto modes.
- **Optional Wi-Fi connectivity**, can be controlled via your smartphone from anywhere.
- Silent running, corrosion resistant ABS case



Alliance

Touch Screen Controller



- Intuitive control of your pool / jacuzzi heat pump
- Monitor your ambient temperature, current pool temperature.
- Set heating, cooling or auto modes.
- Temperature setting control.
- Timer mode

Optional Wi-Fi Control

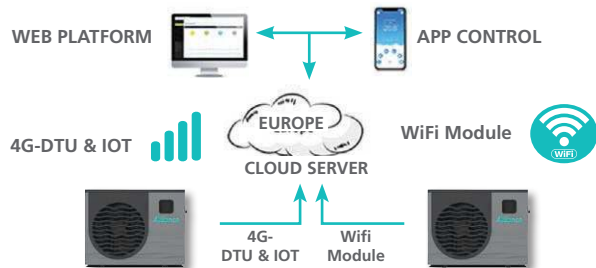


Wi-Fi (optional) control offers innovative real time management of your pool or Jacuzzi heat pump to suit your lifestyle from anywhere in the world. You can easily check your heat pump energy consumption, set a personalized running schedule and even trouble shoot through your web connected devices, such as your smart phone, tablet or online account from anywhere in the world.

Features of the phone app include:

(Compatible with IOS and Android smart phones and tablets)

- Turn ON/OFF
- Increase/decrease the temperature set-point
- Set multiple timers
- Receive error alerts
- Record last 30 days of pool heating data
- Easy to set up – Download the app, pair it with your home WiFi and you are ready to go
- No installation costs, no technicians, no fuss
- Allows remote access by a technician



Full Inverter Compressor / Fan

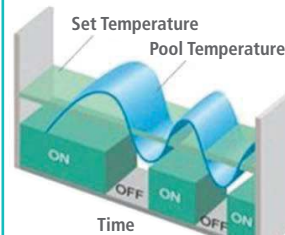
The difference between a fixed output and an inverter heat pump lies in how they deliver the energy needed from the heat pump to meet the heating demands of the swimming pool.

A fixed output heat pump works by continuously either being turned on or off. When turned on, the fixed output heat pump works at 100% capacity to meet the heating demand of the swimming pool. It will continue to do this until the set temperature is reached and will then cycle between on and off heating to maintain the set swimming pool temperature.

An inverter heat pump however, uses a variable speed compressor which modulates its output increasing or decreasing its speed to maintain the set pool temperature as the outdoor air temperature changes.

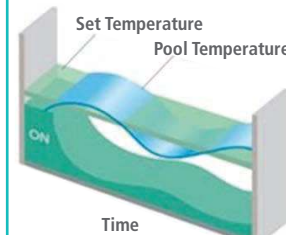
When the demand is low the heat pump will reduce its output, limiting the start cycles and therefore limiting the electricity usage and the exertion placed on the heat pump's components.

On / Off type Compressor



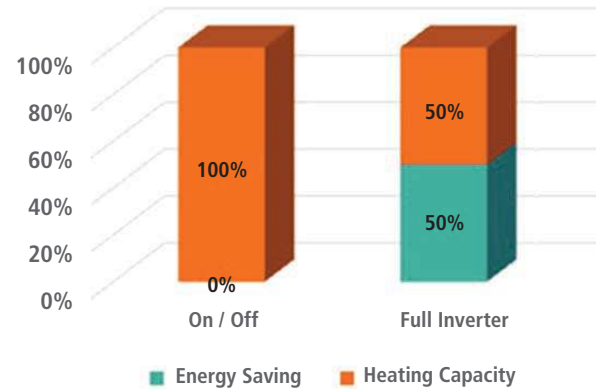
Compressor turns on / off all the time

Inverter type Compressor



Compressor modulates speed depending on load

Energy Savings Comparison



Alliance



Warranty

1 year parts & labour

3 years on compressor (part only)
5 years on heat exchanger (parts only)



Airconworld
we're not comfortable until you are